

# CHAPTER 29

## WOOD ROUND TOPS

### Product Information

Terminology .....	29.2
Shape Table / Divided Lite Examples .....	29.3
Examples of Made to Order .....	29.4

### **NOTE:**

Specifications and technical data are subject to change without notice.

Allow 1/16" (2) tolerance on all measurements.

Metric measurements are shown in parenthesis.

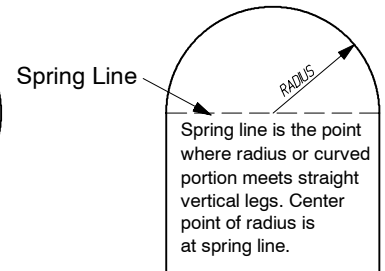
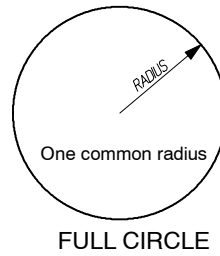
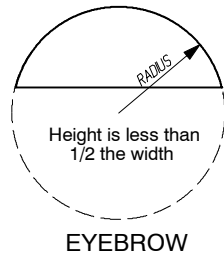
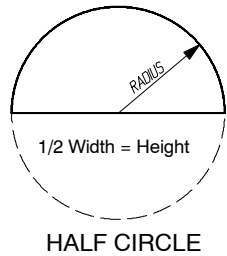
For accessories dimensions and applications see the Accessories section of this manual.

For technical assistance about Marvin products you may call our Architectural Hotline 1-800-346-3363 or visit our website: [www.Marvin.com](http://www.Marvin.com).

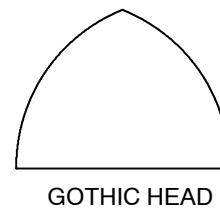
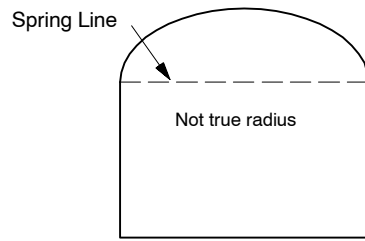
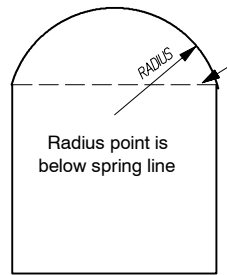
# WOOD ROUND TOPS

## TERMINOLOGY

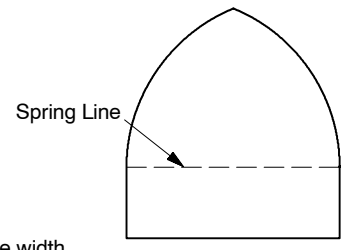
1. **TRUE RADIUS** means that the arc is part of a circle. The height must be less than or equal to half the width of the unit.
2. **HALF CIRCLE** means that the height is exactly half of the width. A true half circle is a true radius, but a true radius does not have to be a true half circle. (i.e. Eyebrow)
3. **EYEBROW** is a true radius but not a true half circle.



HALF CIRCLE WITH SPRING LINE



Height must be greater than half the width. Gothic heads may also have a spring line.

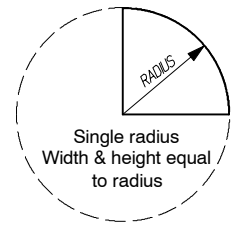
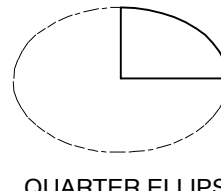
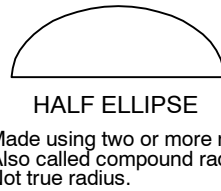
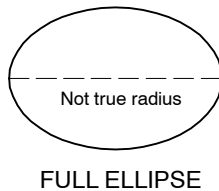


EYEBROW WITH SPRING LINE

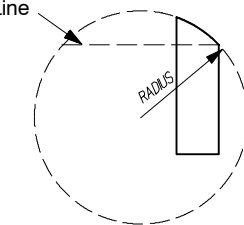
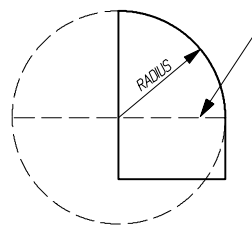
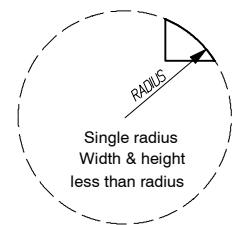
HALF ELLIPSE WITH SPRING LINE

GOTHIC HEAD WITH SPRING LINE

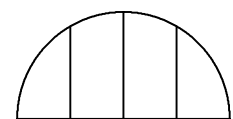
Any form of an elliptical or an oval shaped unit is to be considered as not true radius.



QUARTER CIRCLE



Multi-wide round tops can be true radius or not true radius; with or without a Spring Line.




MULTI-WIDE ROUND TOP

# WOOD DIRECT GLAZE ROUND TOP SHAPES

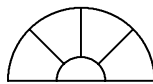
## SHAPE TABLE / DIVIDED LITE EXAMPLES

**NOTE:**

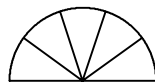
The following shapes are available as Round Top units, please contact your Marvin representative for for more information.



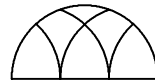
### Round Top Divided Lite Examples



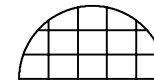
SUNBURST



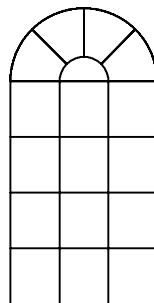
STARBURST



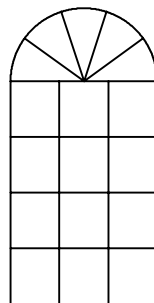
GOTHIC



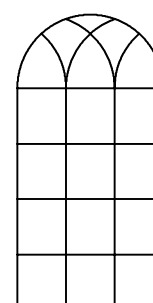
RECTANGULAR



SUNBURST



STARBURST

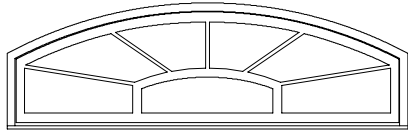


GOTHIC

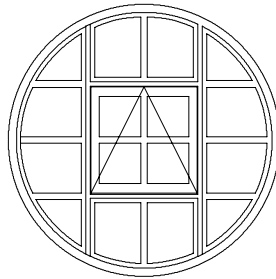
# WOOD ROUND TOPS

## EXAMPLES OF MADE TO ORDER

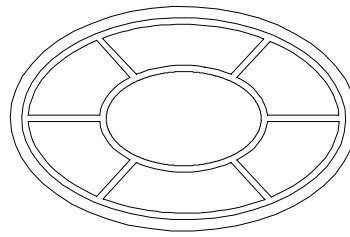
NOT TO SCALE



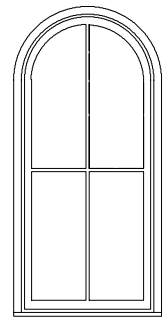
Eyebrow w/Springline - RT6



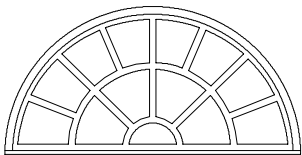
Full Circle Assembly  
w/Operating Awning  
RT7 and RT6




Full Ellipse (Oval) - RT28



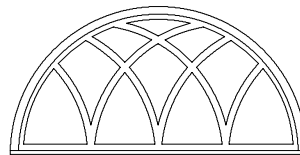
Half Circle w/Springline  
RT2




Half Circle - RT1




Half Circle - RT1




Half Circle - RT1




Full Circle - RT27




Full Circle - RT27



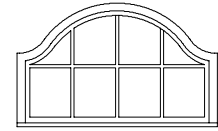
Pie Shape - RT56



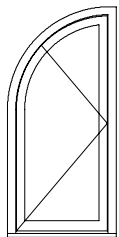
Quarter Circle - RT8




Quarter Circle - RT8



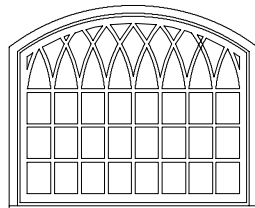
Bell Shaped Top - RT59




Quarter Eyebrow  
w/Springline - RT9




Inverted Corner  
Round Top - RT52




Eyebrow w/Springline - RT6




Half Circle Assembly  
Above 3-Wide Casemaster  
RT1, RT11 and RT12




Curved Sill Round Top Assembly  
RT6



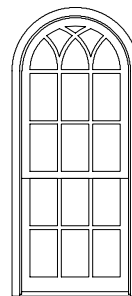
Gothic Head  
w/Springline - RT46




Gothic Head  
w/Springline - RT45



Gothic Head  
w/Springline - RT45



Double Hung - RT2

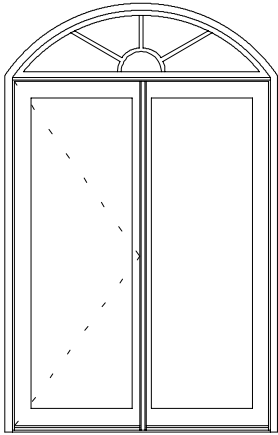


Half Circle Above Double Hung  
RT1


# WOOD ROUND TOPS

## EXAMPLES OF MADE TO ORDER


NOT TO SCALE




Eye brow Above 2 Wide Unit - RT5




Half Circle w/Springline RT2



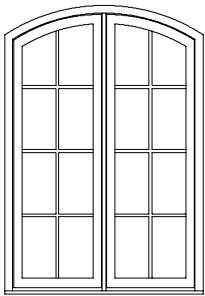
Quarter Circle Over Rectangular Unit RT8




Half Circle Above Rectangle RT1




Half Circle w/Springline - RT2




2-Wide Quarter Eyebrow w/Springline RT21 and RT22




3 Point Round Top w/Springline (2 Radius Corners) RT50




Half Ellipse Over 3-Wide Casemaster RT29




Half Circle Over 2-Wide Casemaster RT1




Half Circle w/Springline RT2




Half Circle Over 2-Wide Casemaster RT1




2-Wide Quarter Circle w/Springline Above 2-Wide Quarter Circle w/Springline RT11, RT12, RT13 and RT14




Half Circle w/Springline w/Quarter Circle RT2, RT9 and RT10



Half Circle Over 3-Wide Casemaster - RT1



Half Circle w/Springline w/Casemaster Flankers (Palladian Assembly) - RT2



Eye brow w/Springline w/WDH Flankers - RT6